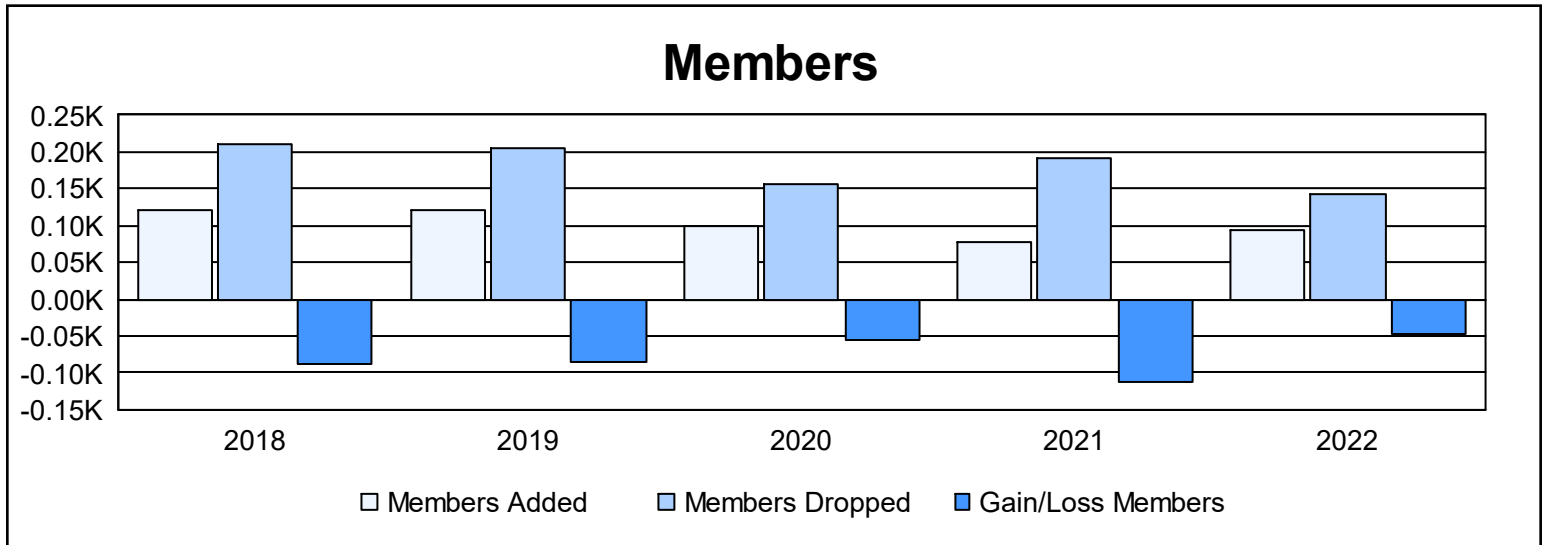
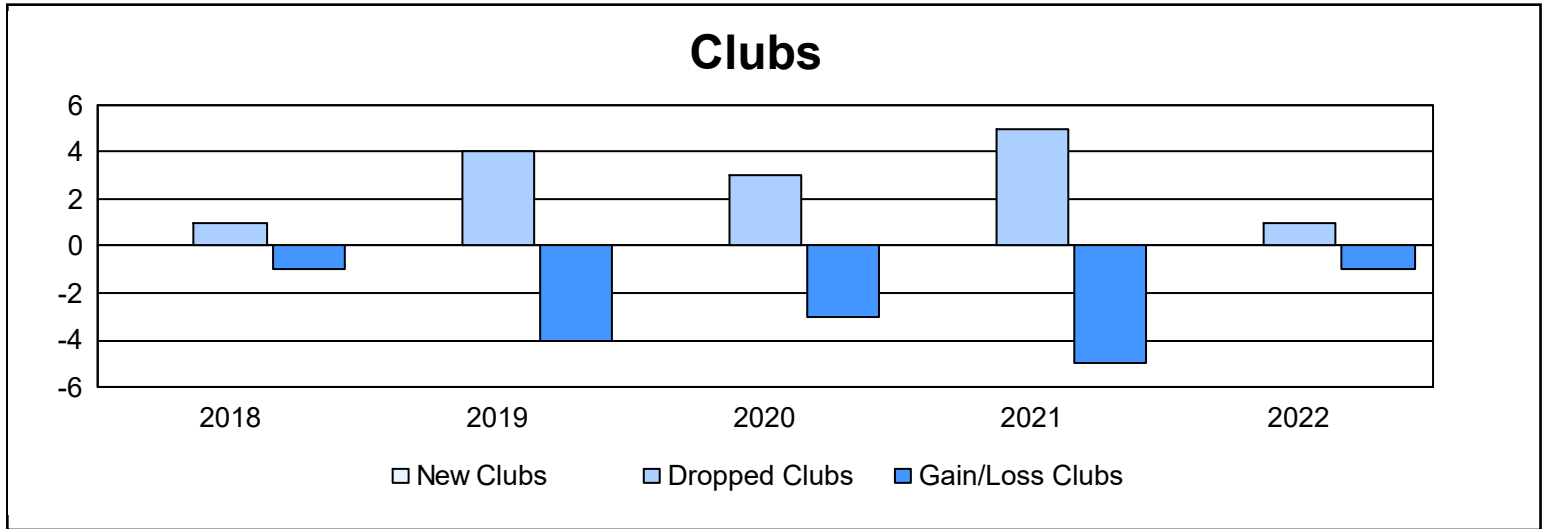
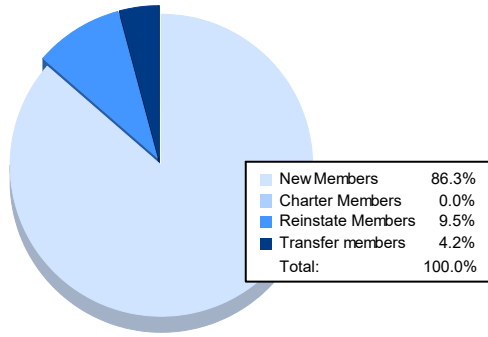


| Year | New Clubs | Dropped Clubs | Gain/ Loss Clubs | New Members | Charter Members | Reinstate Members | Transfer Members | Total Member Added | Total Members Dropped | Gain/ Loss Members |
|----------------|-----------|---------------|------------------|-------------|-----------------|-------------------|------------------|--------------------|-----------------------|--------------------|
| 2017-2018 | 0 | 1 | -1 | 114 | 2 | 4 | 2 | 122 | 211 | -89 |
| 2018-2019 | 0 | 4 | -4 | 100 | 0 | 9 | 13 | 122 | 206 | -84 |
| 2019-2020 | 0 | 3 | -3 | 52 | 1 | 19 | 28 | 100 | 155 | -55 |
| 2020-2021 | 0 | 5 | -5 | 71 | 4 | 1 | 2 | 78 | 191 | -113 |
| 2021-2022 | 0 | 1 | -1 | 82 | 0 | 9 | 4 | 95 | 143 | -48 |
| Average | 0 | 3 | -3 | 84 | 1 | 8 | 10 | 103 | 181 | -78 |



Membership Composition June 2022 Cumulative



Gender Composition June 2022 Cumulative

